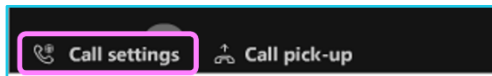




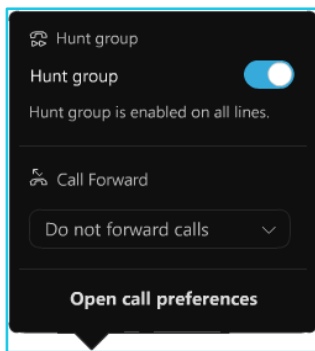
Hunt groups allow you to answer calls directed to a group of users. You can sign in to your hunt group when you want to receive calls and sign out to prevent hunt group calls being sent to you.

Signing in and out for your hunt group

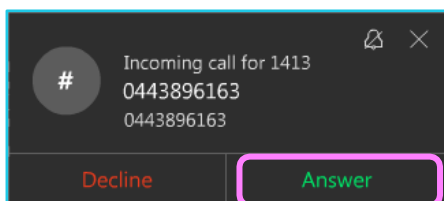
1. Open the Webex app, scroll to the at the bottom of the app and click the **Call settings** option.



2. Toggle the Hunt group option.



3. When you receive a call in your hunt group, you will see a notification to answer or decline the call.



Learn more

- [Further guides >](#)

Discover more at the [BT support centre >](#)

