


# Forwarding your calls

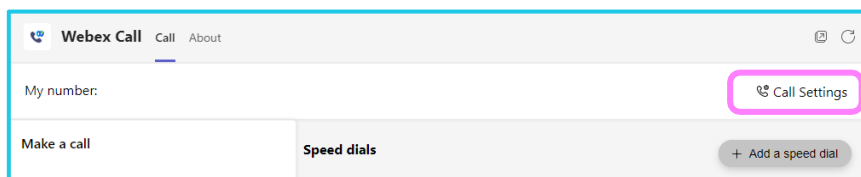


## Webex Calling with MS Teams

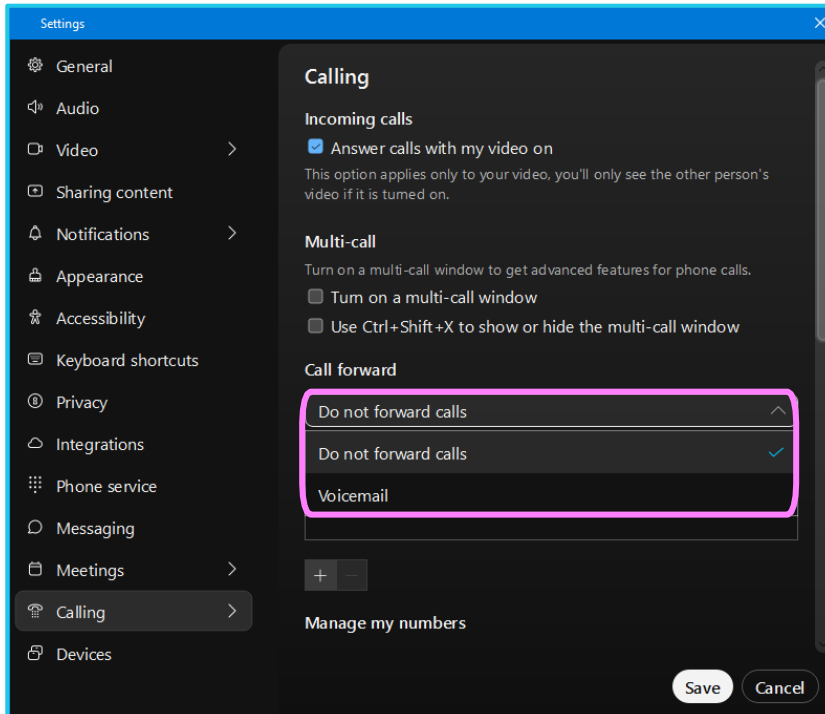
You can forward all your calls to another number or your voicemail using Webex Calling with Microsoft Teams.

### Forwarding your calls

1. From Microsoft Teams, click the **Webex Call** option in the navigation bar on the left.
2. Click the **Call Settings** option at the top right.



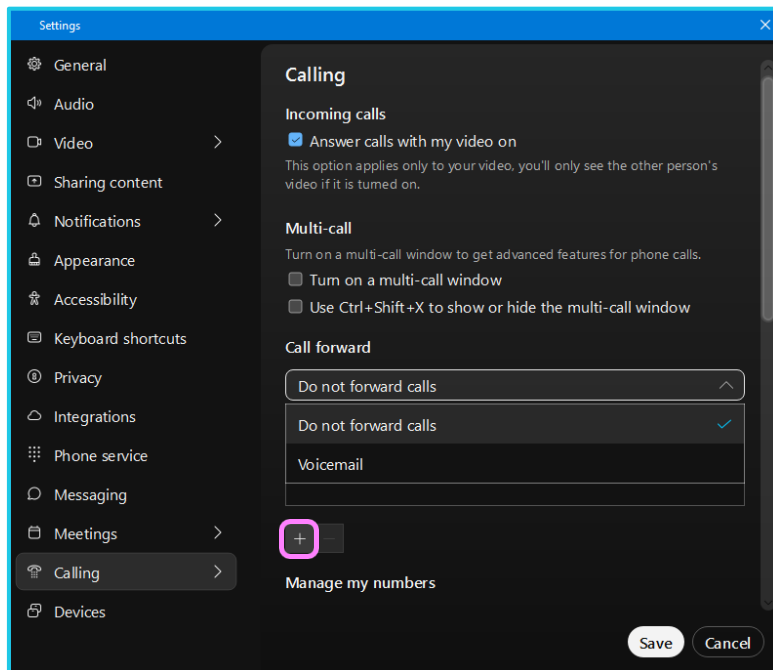
3. In the Settings menu under **Calling**, click the dropdown menu under the **Call forward** heading and select an option.



**Note:** Some steps, screenshots and options may differ slightly depending on the application, browser, operating system and software version you are using.

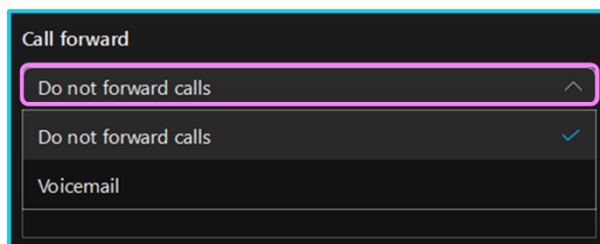
## Adding numbers to forward your calls

1. By default, only **Voicemail** will display as an option. If you wish forward your calls, click the **Plus** icon, and enter the number you want the calls to forward to.



## Stop forwarding your calls

To stop forwarding your calls, click the dropdown menu under the call forward heading and select **Do not forward calls**.



## Learn more

- [Further guides >](#)

Discover more at the [BT support centre >](#)

